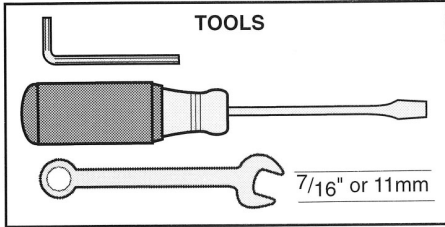
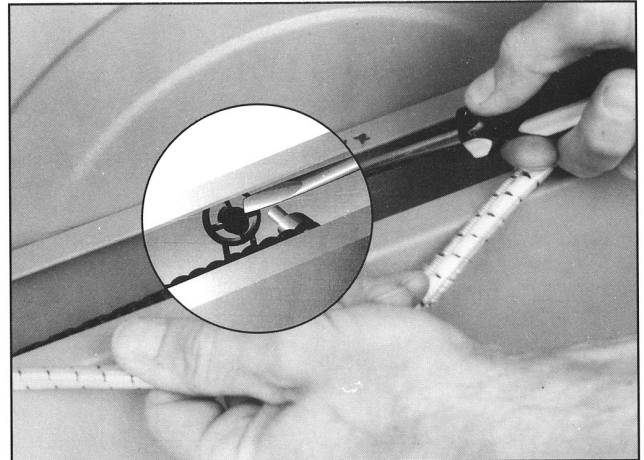




# Performance Monitor Pickup Replacement – Model C




CII Part # PN 1748




1.

Using a flat blade screwdriver, pry the small Tuflok screw head out of its base to release the pickup from the frame.




2.



3.




4.




5.

Replace with PN 1748


6.




7.



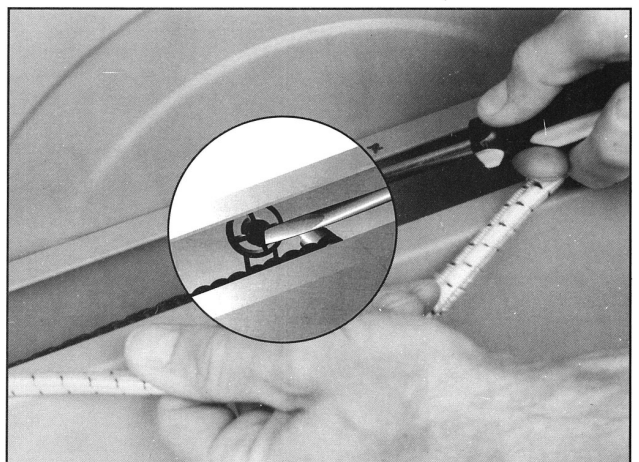
8.



9.



10.



Press on the new Tuflok screw head to expand its base and attach the pickup to the frame.